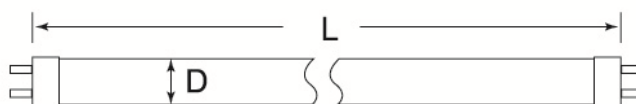




LED T8 Tube



Module	Dimension
T8-600mm	LxD=590x25.8 mm

Specification			
Model No.	LOM-T8CS0806F8	LOM-T8NS0806F8	LOM-T8WS0806F8
Input Voltage	AC 100 ~ 265V	AC 100 ~ 265V	AC 100 ~ 265V
Rated Power	8 W±10%	8 W±10%	8 W±10%
Usable Lumens	1000 lm	960 lm	960 lm
Lumens Per Watt	125 lm/W	120 lm/W	120 lm/W
Color Temp.	5800~6300 K	4000~4500K	2700 ~ 3200K
CRI	> 80	> 80	> 80
Power Factor	≥ 0.95	≥ 0.95	≥ 0.95
Operating Temp.	-25°C~40°C	-25°C~40°C	-25°C~40°C
Bean Angle	140°±10%	140°±10%	140°±10%
Life Time	40000 hrs	40000 hrs	40000 hrs
Dimensions	590 * 25.8 mm	590 * 25.8 mm	590 * 25.8 mm
Weight	230 ± 20 g	230 ± 20 g	230 ± 20 g
Lens Type	Foggy	Foggy	Foggy

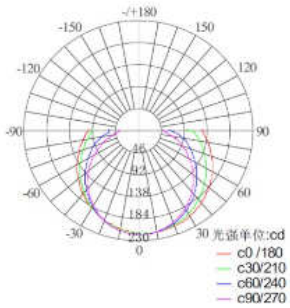
Remarks

- 1.The tolerance of luminous flux is ±10%.
2. The dimension tolerance is ±5mm.
- 3.Laster Tech Corporation LTD. All rights reserved. Product specifications are subject to change without notice.

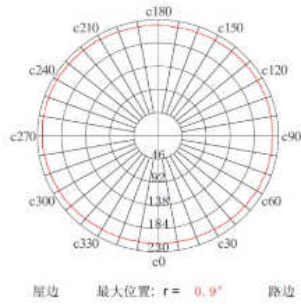
LUMINOUS INTENSITY DISTRIBUTION

8w

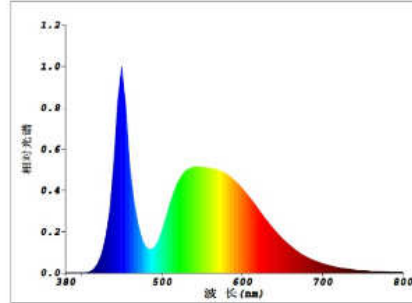
子午面配光曲线



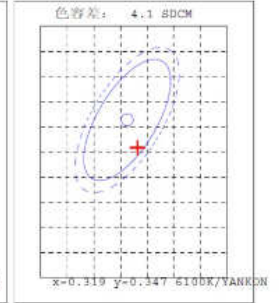
最大光强分布曲线



光谱曲线图



色容差图


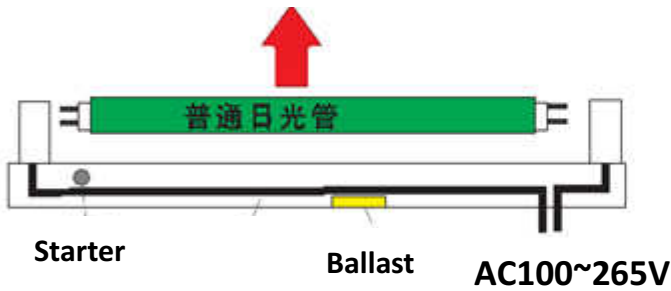


INSTALLATION

- Switch off electricity
- Remove the conventional lamp
- Remove the starter
- Install the retrofit version starter into the starter holder
- Install retrofit version LED lamp into the lamp holder
- Secure position by turning the lamp by 90°

ILLUSTRATION:

Take off fluorescent lamps



Single ended power supply:

Take off fluorescent lamps

