



LED 3U Lamp

6W



E27



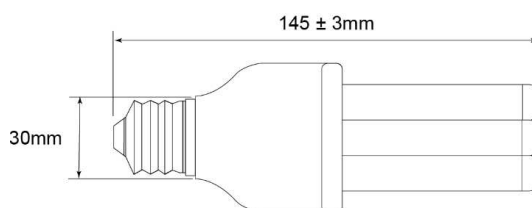
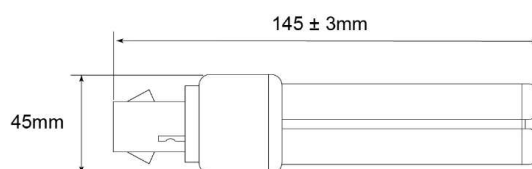
G24



G24q



Dimension:



Specification

Model No.	LOM-3UC06F8-E27/G24/G24q	LOM-3UW06F8-E27/G24/G24q
Input Voltage	AC100-240V	AC100-240V
Rated Power	6W±10%	6W±10%
Total Lumens	540 lm	480 lm
Lumens Efficiency	90 lm/W	80 lm/W
Color Temp.	6000K±500k	3000K±500k
CRI	80	80
Operating Temp.	-25°C~40°C	-25°C~40°C
Base	E27/G24/G24q	E27G24/G24q
Life Time	≥ 30000 hrs	≥ 30000 hrs
Beam angle	360°	360°
Dimensions	E27:30 *145 ,G24/G24q:45*145 mm	E27:30 *145 ,G24/G24q:45*145 mm
Weight	75±20 g	75±20 g
Lens	Foggy	Foggy

Remarks

1.The tolerance of luminous flux is ±10%.

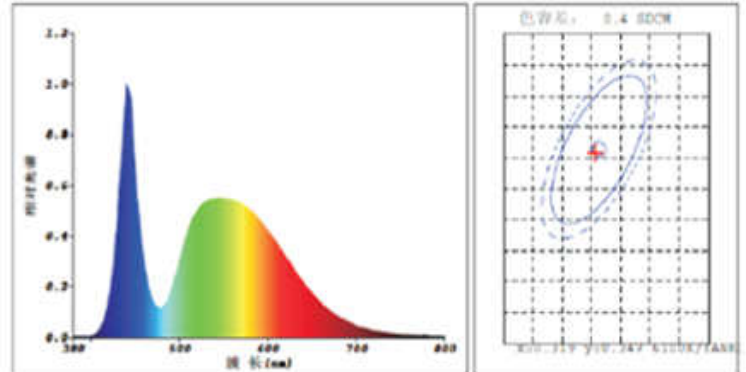
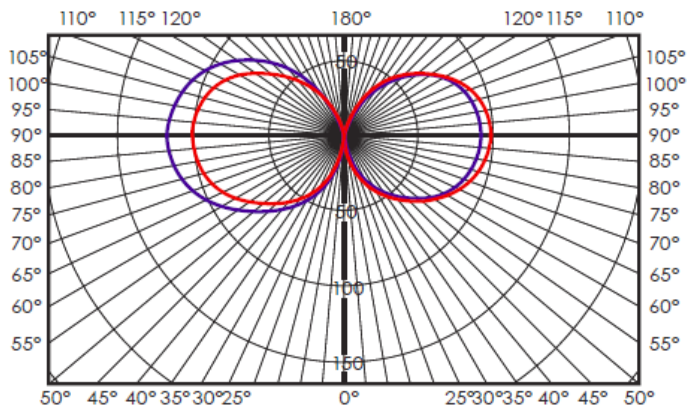
2. The dimension tolerance is ±5mm.

3.Laster Tech Corporation LTD. All rights reserved. Product specifications are subject to change without notice.

Laster Tech Corporation LTD. Building F No.4,Minxiang St., Zhonghe City, Taipei County 235, Taiwan V1.0

www.sweeo.com TEL:+886-2-22226112 FAX:+886-2-22226196

LUMINOUS INTENSITY DISTRIBUTION



Installation

- a. Switch off electricity
- b. Remove the compact florescent lamp
- c. Install the LED 3U lamp
- d. Turning the LE 3U lamp to light up position.