


## LOJ-D2 LED Buried Light



### Specification :

Model No.	LOJ-D2-9-xxx	LOJ-D2-12-xxx	LOJ-D2-18-xxx	LOJ-D2-24-xxx
Input Voltage	AC100~277V DC24V			
Frequency	50/60(Hz)			
LED Qty	9(pcs)	12(pcs)	18(pcs)	24(pcs)
Rated Power(Single/RGB)	12.7/12W	16/15W	24/22W	31/27.8W
Luminous Flux(Single/RGB)	861/407(lm)	1125/529(lm)	1746/852(lm)	2246/1072(lm)
Color Temp.(CCT)	Single/RGB			
Operating Ambient Temp.	-35°C ~50°C			
Operating Ambient Humidity	10% ~90%(RH)			
Life time(L70)	≥ 50000(HR)			
Dimensions (mm)	200(Dia)*185(H)		240(Dia)*185(H)	
Control Mode	CC/DMX512			
Glass Surface Temp.	40°C			
Weight	2.4±0.5(kg)	2.5±0.5(kg)	3.3±0.5(kg)	3.4±0.5(kg)
Waterproof	IP67			
Beam Angle	10 ° ,25 ° ,40 ° ,60 °			

#### Remarks

1".xx" in Model No. represents different lighting distributions (10 / 25 / 40 / 60), please refer to Distribution Plot in next page for more details

2.The Luminous Flux above is calculated based on 10 degree beam angle.

3..The tolerance of luminous flux is ±10%.

4.The dimension tolerance is ±5mm.

5.The appearance and specifications of the product may be modified for improvement without notice.

6.All parameters of products are based on the measurement of Laster Tech laboratory.



**Product Photo:**



LOJ-D2-9-xxx



LOJ-D2-12-xxx

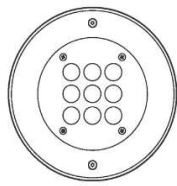


LOJ-D2-18-xxx



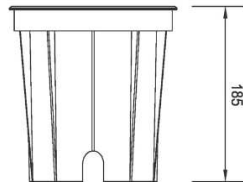
LOJ-D2-24-xxx

**Dimension:**

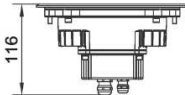


Φ200

Φ186

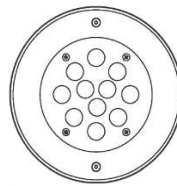


185



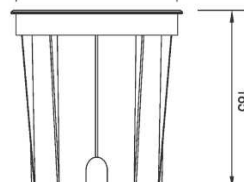
116

LOJ-D2-9-xxx

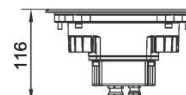


Φ200

Φ186

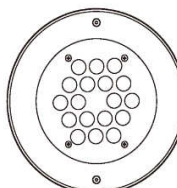


185



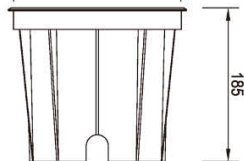
116

LOJ-D2-12-xxx

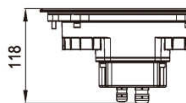


Φ240

Φ228

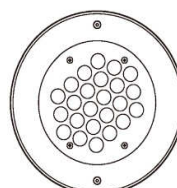


185



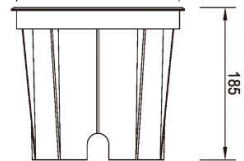
118

LOJ-D2-18-xxx

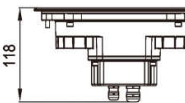


Φ240

Φ228



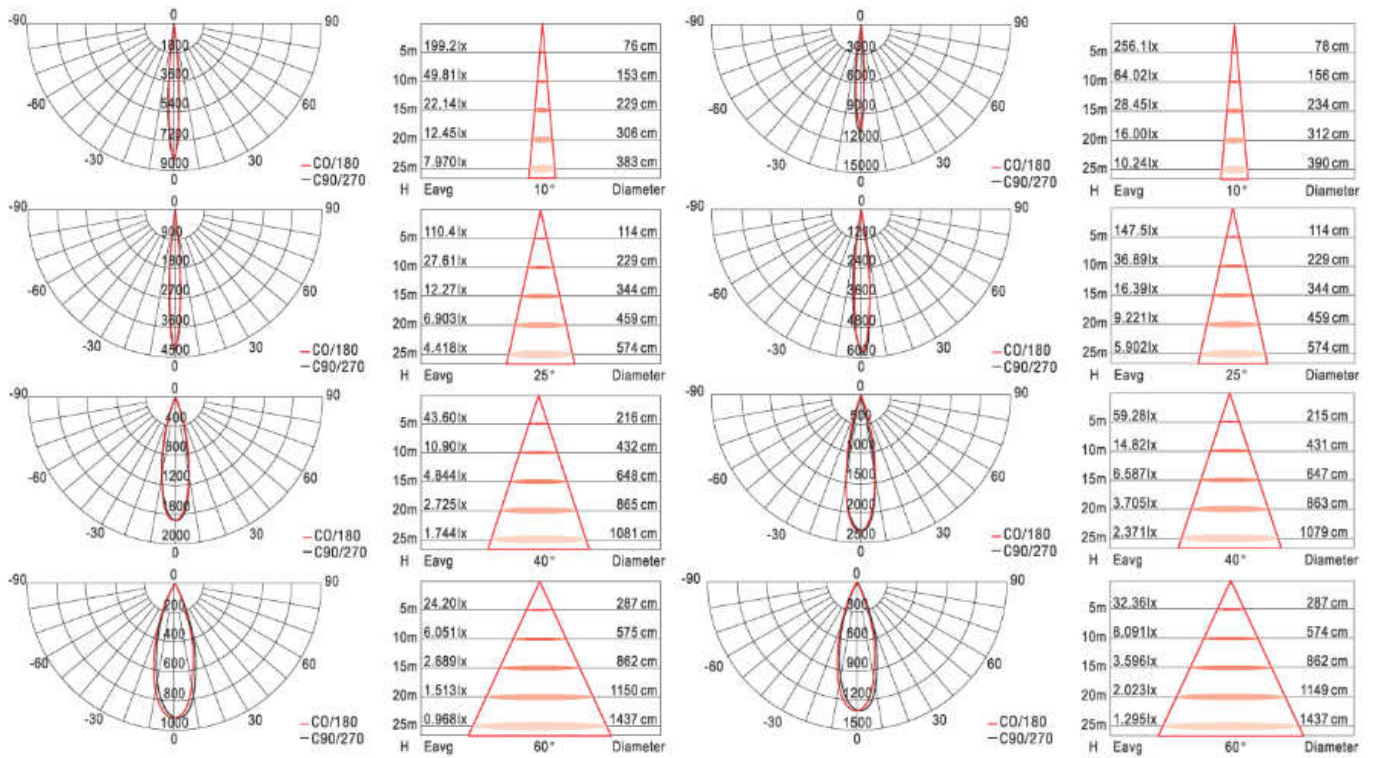
185



118

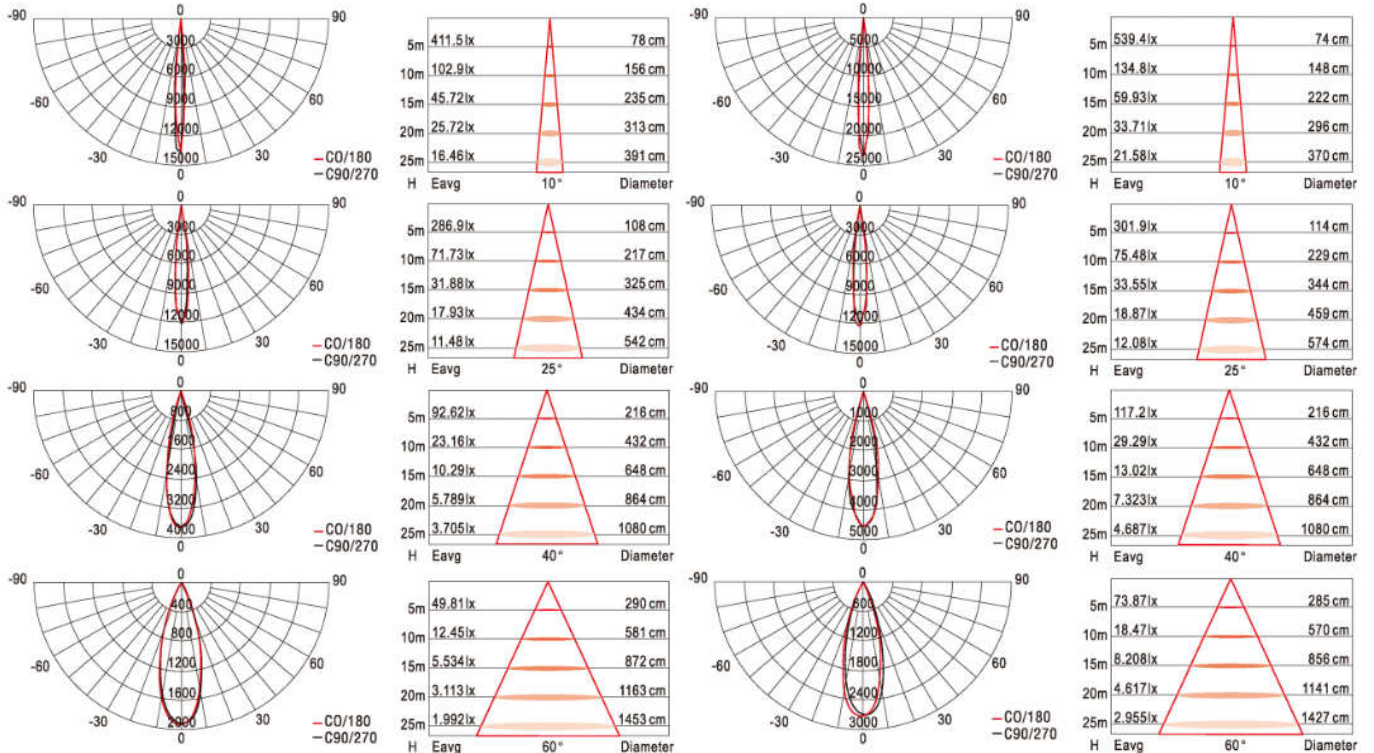
LOJ-D2-24-xxx

**Distribution Plot:**



LOJ-D2-9-Xxx

LOJ-D2-12-Xxx



LOJ-D2-18-Xxx

LOJ-D2-24-Xxx