



## 100W LED Gas Station Light



**A-type**

Embedded type



**B-type**

Ceiling type



**C-type**

Pole type

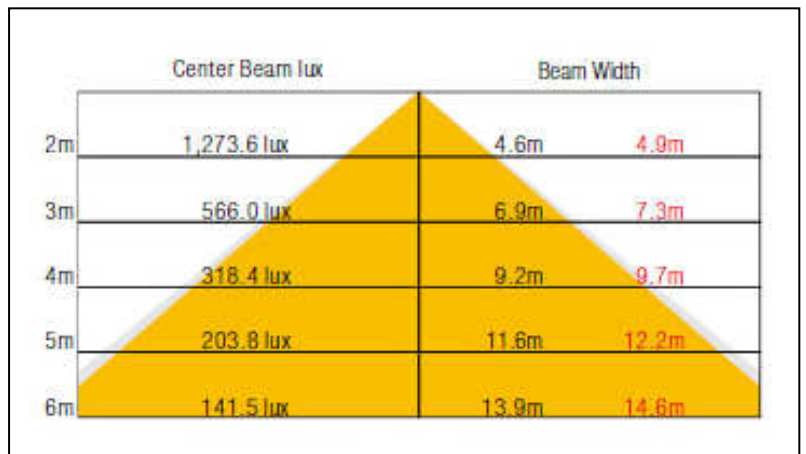
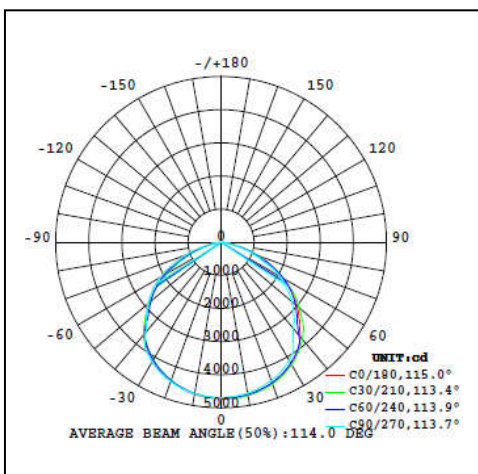
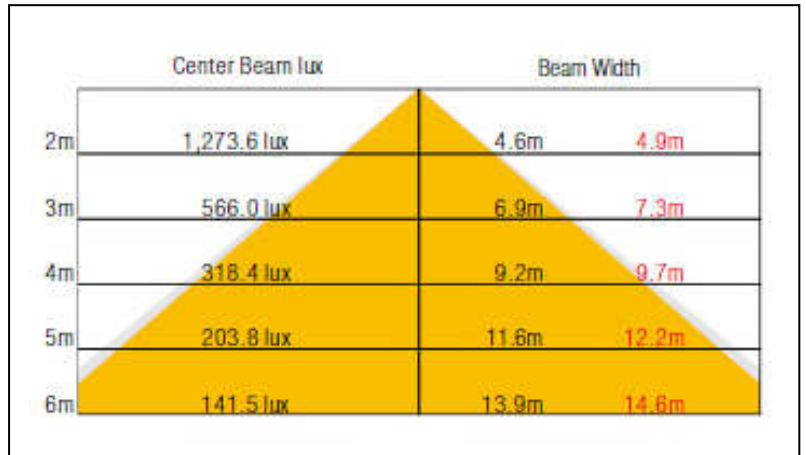
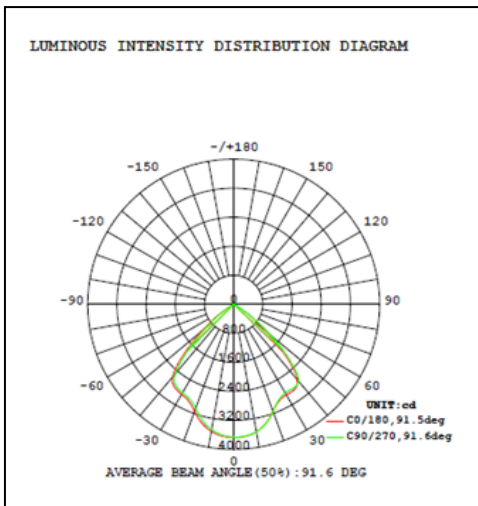
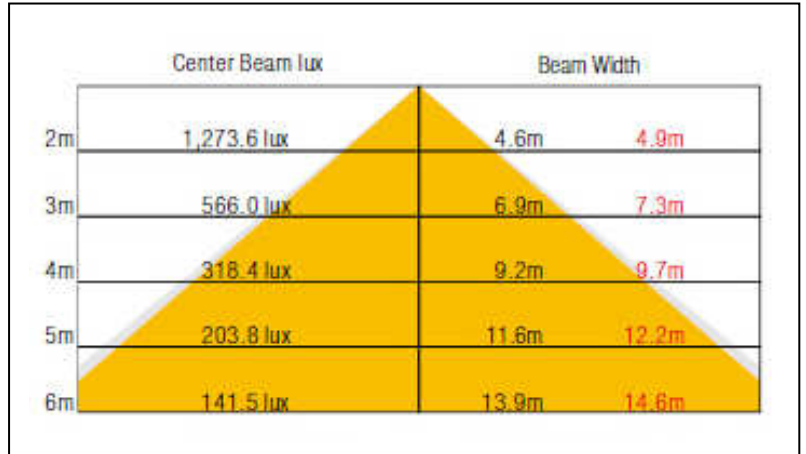
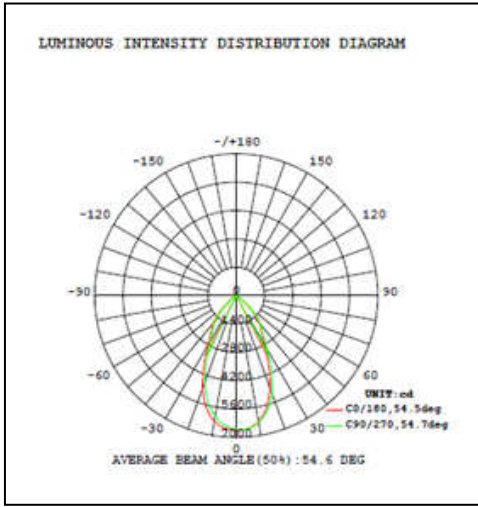
### Specification

Model No.	LOF-YZDCS100F7-xx	LOF-YZDCS100F7-xx	LOF-YZDW100F7-xx
Input Voltage /Frequency	AC100-240V,50/60Hz	AC100-240V,50/60Hz	AC100-240V,50/60Hz
Rated Power	100W	100W	100W
Lumens Flux	11000lm	10000lm	9000lm
Lumens Efficiency	110 lm/W	100 lm/W	90 lm/W
Color Temp.	6000K	4000K	3000K
CRI	Ra>70	Ra>70	Ra>70
Operating Temp.	-25°C~40°C	-25°C~40°C	-25°C~40°C
Power Factor	>0.9	>0.9	>0.9
Life Time	≥ 40000 hrs	≥ 40000 hrs	≥ 40000 hrs
Beam angle	60°,90°,120°	60°,90°,120°	60°,90°,120°
Dimensions	343 *343*140 mm	343 *343*140 mm	343 *343*140 mm
Weight	9.5±1.5 kg	9.5±1.5 kg	9.5±1.5 kg












#### Remarks

- 1.The tolerance of luminous flux and rated power are ±10%
  - 2.The tolerance of dimension is ±5mm
  - 3.The tolerance of color temperature is ±500k
  - 4.The appearance and specifications of the product may be modified for improvement without notice.
  - 5.All parameters of products are based on the measurement of Laster Tech laboratory.
  - 6.xx:The product installation type, A type: Embedded ,B type: Ceiling, C type: Pole
- Laster Tech Corporation LTD. Building F No.4,Minxiang St., Zhonghe City, Taipei County 235, Taiwan V1.0

## Light Distribution Curve



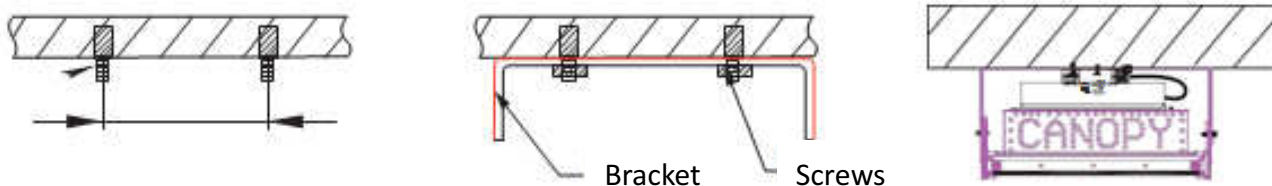
## Product Introduction

Installation method	System Power	Light distribution	Beam angle	Color temp
 Embedded type	 120W (70 x LED)	 Symmetry	 Wide light	 White (6000K)
 Ceiling type	 100W (56 x LED)	 Asymmetry	 Medium light	 Natural White(4000K)  Warm White(3000K)

## Installation Instruction

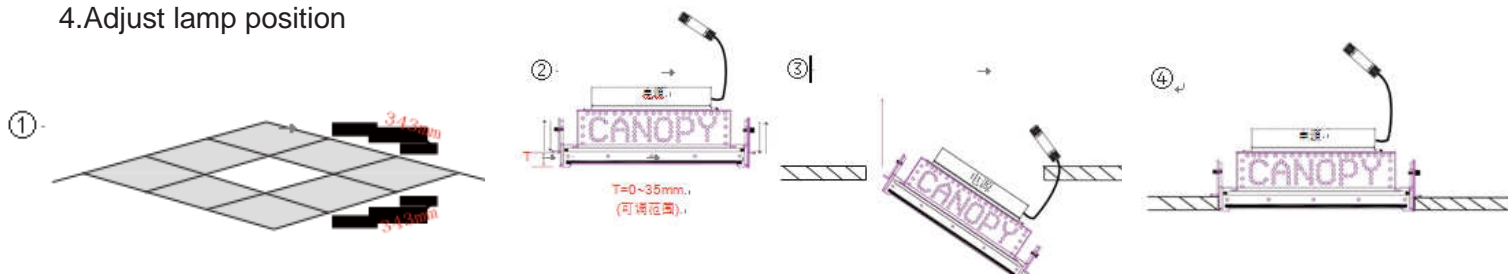
### Mode1: The ceiling type of canopy light installation

1. According to the bracket hole distance, fix two M10 screws on the ceiling.
2. Put the bracket hole position of screws, then tighten nuts
3. Put the lamp on the bracket.
4. Link the wire



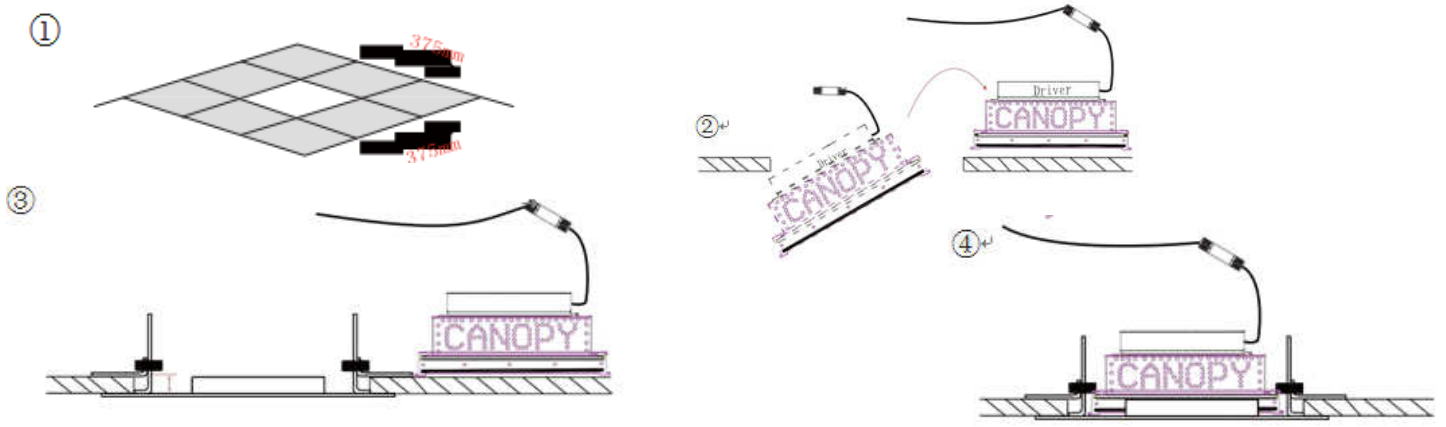
### Mode 2: Recessed installation of led canopy light (new building gas station)

1. The size of ceiling cut-out is 343\*343, and Measure the wall thickness T
2. Adjust the movable screens of lamp to the T height
3. Lean the lamp for putting it on the ceiling
4. Adjust lamp position

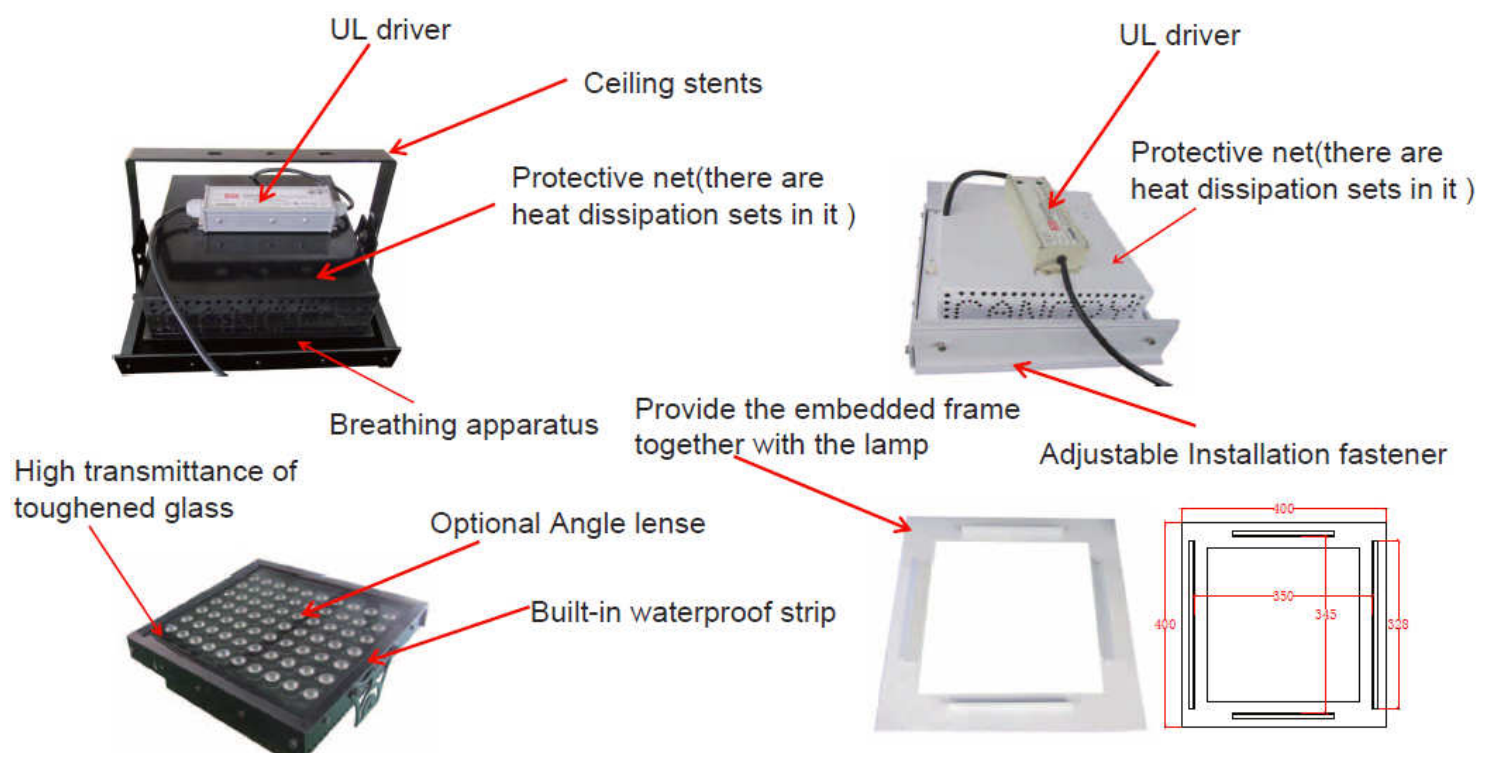


**Mode 3: Recessed installation of led canopy light (old gas station)**

- 1.The size of ceiling cut-out is 375\*375.
- 2.Leaning the LED lights into ceiling, on the other side of the hole to connect the AC input wire .
- 3.Fix the installation block on the ceiling with special metal plate and screws, adjust the GAP to T, make it ceiling of clamping hole wall.
- 4.Move the LED lights at the other side to the hole position, installation complete.



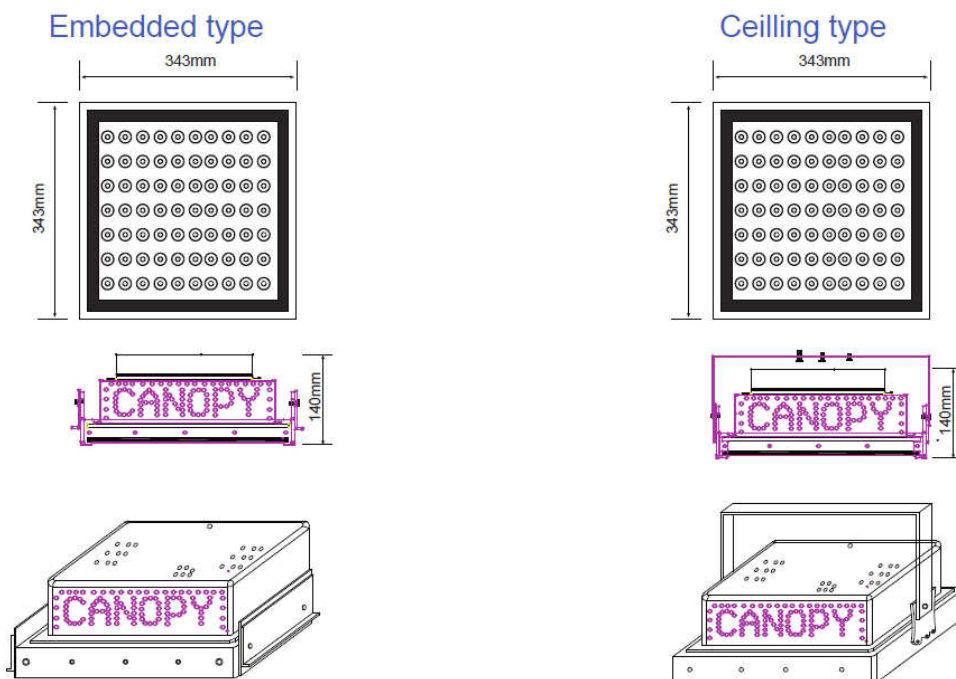
**Product Details**



High performance LED and high quality driver ensure the long life span of the whole lamp, and the professional structural design ensures the excellent heat dissipation and IP65 waterproof.



**Dimension**



**Flexible Application**

A variety of installations adapt to different



**A type**

Embedded type



**B type**

Ceiling type



**C type**

Pole type



## Professional light distribution, the best lighting solution

- Unique light distribution design to evenly irradiate the light into the selected vertical and horizontal planes.

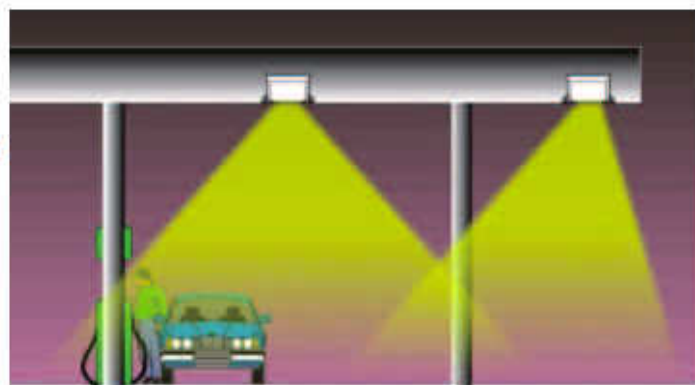
Special optical design strengthens the vertical plane of the lighting, and the display effect is greatly increased in fuel meter readings district.

(Traditional lights always tends to downward the light and emphasize on the light of horizontal planes, but ignore the vertical illumination in the working place.)



- Four different light distribution designs can be flexible to satisfy all the different sizes of gas stations' lighting requirements.

After customers enter into the gas station, unique asymmetric light distribution design of lighting can be effectively concentrated on the working area of the gas station , greatly improve the utilization rate of light as well as the brand image of the gas station.



- Excellent resistance to stun design will ensure that the drivers won't feel dazzling and discomfort when drive close to the gas station, so the safely has been improved greatly.

