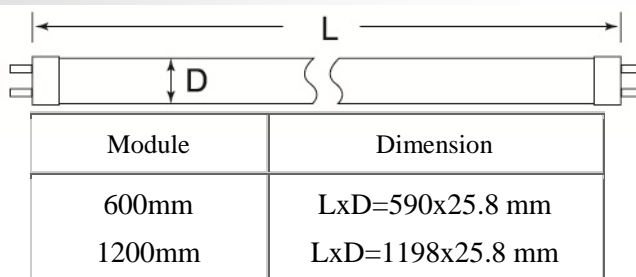




## LED T8 Tube

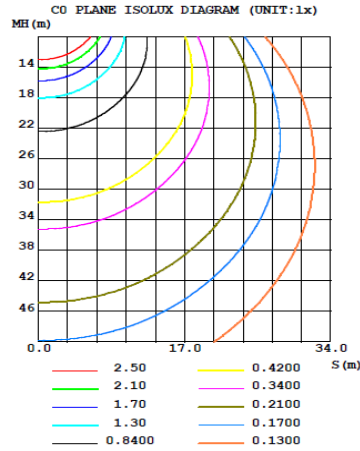
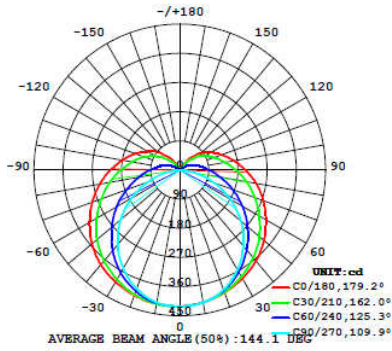


Specification		
Model No.	LOA-T8CS0906F8	LOA-T8CS1812F8
Input Voltage	230V±10%	
Rated Power	9W	18W
Working Frequency	50/60 Hz	
Total Lumens	1305 lm	2610 lm
Lumens per Watt	145 lm/W	
Color Temp.	6000 ±500K	
CRI	Ra>80	
Power Factor	>0.95	
Total Harmonic Distortion	<6%	<5%
Base	G13	
Operating Temp.	-25°C~45°C	
Life time	≥40000 hrs	
Dimensions	590 X Ø 25.8 mm	1198 X Ø 25.8 mm
Weight	170 ± 20 g	230 ± 20 g
Type of LED Driver	Internal Driver	
Beam Angle	>160°	
Lens Type	Milky Cover	

### Remarks

- 1..The tolerance of luminous flux is ±10%.
2. The dimension tolerance is ±5mm.
3. The appearance and specifications of the product may be modified for improvement without notice.
4. All parameters of products are based on the measurement of Laster Tech laboratory.

**LUMINOUS INTENSITY DISTRIBUTION**

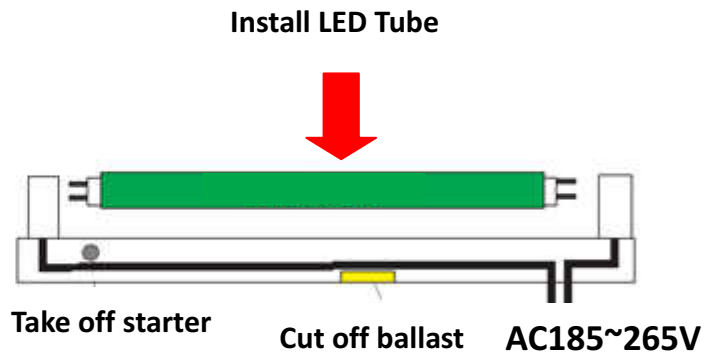
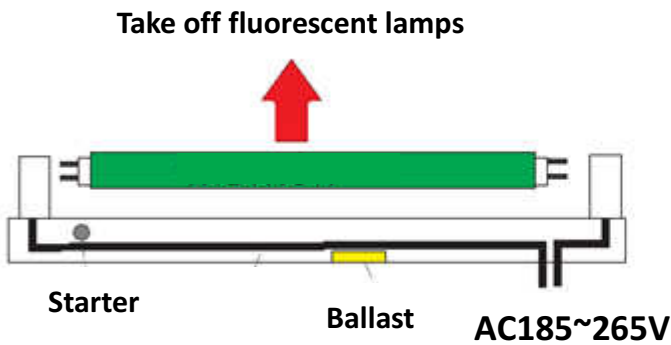


**INSTALLATION**

- Switch off electricity
- Remove the conventional lamp
- Remove the starter and ballast
- Install the retrofit version starter into the starter holder
- Install retrofit version LED lamp into the lamp holder
- Secure position by turning the lamp by 90°

**ILLUSTRATION:**

Double ended power supply:



Single ended power supply:

